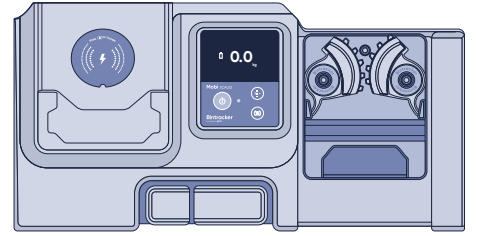


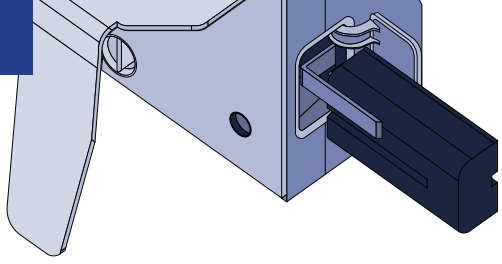
Mobi SCALES

Quick Start Guide



Getting Started


1



Insert Battery: Place a new battery into the provided battery compartment, while overlaying the ribbon.

2


Mobi SCALES



Power On: Press the green power button to turn on the Mobi device.

Weighing Process

3



Tare the Mobi Scale: Press the 'Tare' button to reset the scale to zero.

4




Attach Waste Bag: Hook the bag onto the grippers on the right side of the device.

5




Scan QR Code: Open the Bintracker app and scan the QR code for the respective waste stream.

6



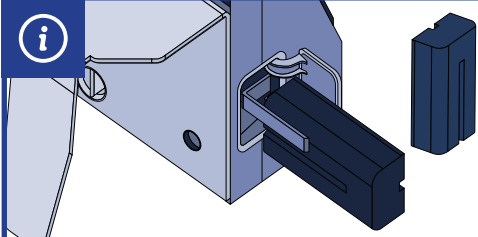
Select Collection Point: Choose the collection point and the weight will transmit automatically.

7



Complete Data: Optionally mark 'Contaminated' as 'Yes', and press 'Send' to complete the process.

i



Battery Replacement: Open the battery compartment, use the ribbon to remove the old battery, and insert the new charged battery while overlaying the ribbon.